



Name: _____


Date: _____

The Wool Mill

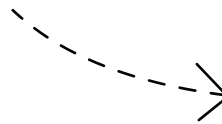
We shear wool from the sheep's back and it can be made into yarn. How does this work?



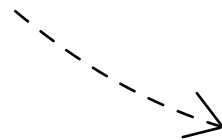
Raw wool is washed and then carded. Carding stretches out the fibres and combs them. In the old days it was all done by hand but today we have machines to do it.




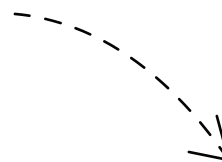
The wool can now be spun into yarn. In the old days it was done by hand on a spinning wheel. In factories called mills, rooms full of spinning machines do the job much faster.



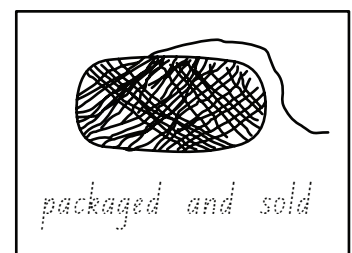
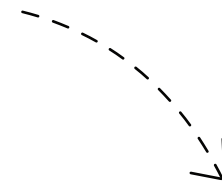
Traditionally, hanks of wool were dyed different colours using natural dyes and hung out to dry. In the mill, the dyeing process is automated.



Different coloured yarn is then put through the plying machine which twists the threads together.



Balls of wool are now packaged and taken to the shops, ready for people to use.



Of course, many people still make things from wool the traditional way. Machine spun or hand spun, hand knitted or machine knitted, wool is nice to wear.

Name: _____

Date: _____

Answer these questions:

1) What is another name for yarn? _____

2) What are factories that process yarn called? _____

3) Wool needs to be _____ before it is carded.

4) What does the carding process do? _____

5) The carded wool is stretched and twisted into what? _____

6) What does plying do? _____

7) What does dyeing do the wool? _____



8) What does this number on the label means? _____

9) What do you think COL 1775 and LOT 895776 mean? _____

10) How was wool spun before modern machine technology? _____

Name: _____

Date: _____

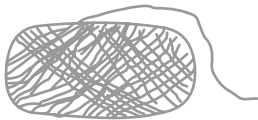
WHAT COLOUR?



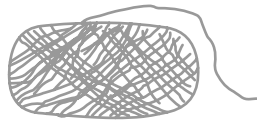
Dye Lots and Colour Codes

Each colour has a code number. The factory may use 4 different shades of green. Each has its own number to identify them.


Each time a new batch of wool is dyed it is given a lot number. This helps when you are buying wool to ensure you end up with an even colour in your knitted project.



379

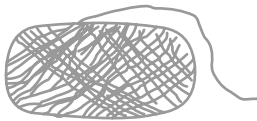


445

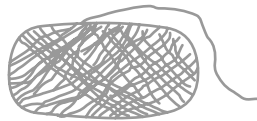


476

Colour the balls of wool in different shades of colours.
Use the chart as a guide.



150

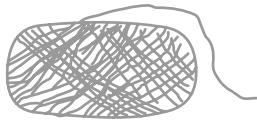


598

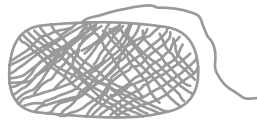


207

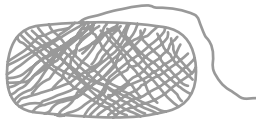
Numbers beginning with	
1 blue	5 purple
2 red	6 orange
3 yellow	7 brown
4 green	8 grey



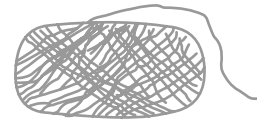
251



694



866



765

Colour the balls:

turquoise



magenta



crimson



maroon



aqua



amber



chocolate



scarlet



navy



Name: _____

Date: _____

Use the colour coding chart to colour the picture.

Choose your own colours for the flower petals.

177 Red	632 Black
222 Blue	757 Pink
328 White	825 Orange
426 Brown	943 Yellow
512 Green	996 Purple

