



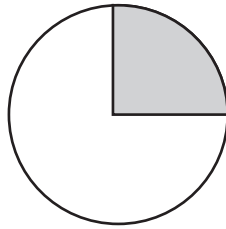

'Parts of a circle' words


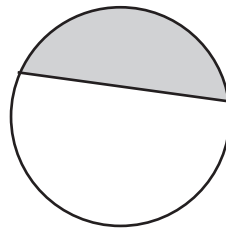
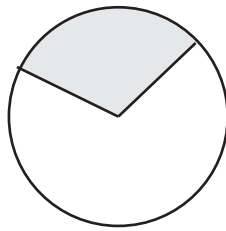
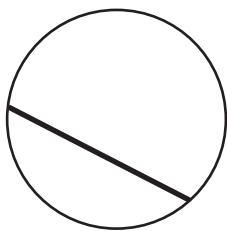
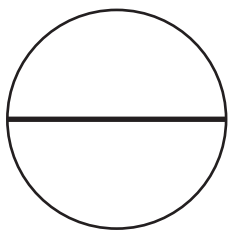
- arc
- quadrant
- chord
- segment
- centre
- circumference
- radius
- diameter
- sector
- semicircle

Put the words in alphabetical order.

- | | |
|----------|-----------|
| 1. _____ | 6. _____ |
| 2. _____ | 7. _____ |
| 3. _____ | 8. _____ |
| 4. _____ | 9. _____ |
| 5. _____ | 10. _____ |

Name the highlighted parts of each circle.





Punctuate each sentence with speech marks and correct punctuation.

Place the tip of your pencil on the centre of the circle asked Mrs Jones.

Draw a circle instructed Mr Green then draw in the radius.

Remember to use a ruler when drawing the diameter he said.