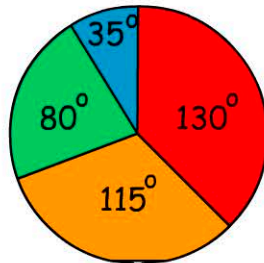


Data & Graphs

Name:

Winter Sport Choices

- soccer = 78 students
- netball
- rugby
- basketball

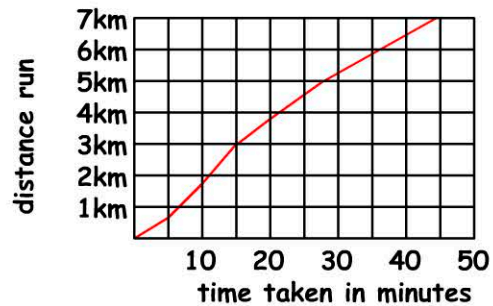


1. How many students play winter sport?

- 212 216
 214 218

2. 72% of students at the school play winter sport. How many students do not?

students do not play winter sport



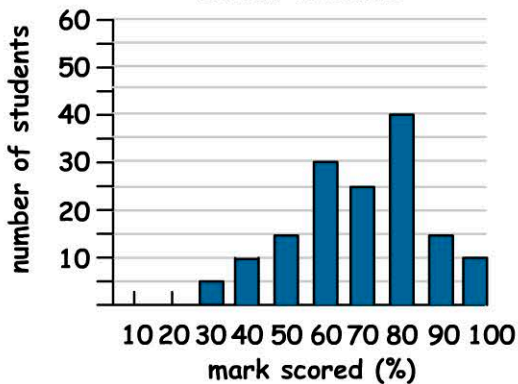
6. How long did it take to run 7km?

- 44min 42min
 45min 50min

7. How long did it take to run the final four kilometres?

- 26min 28min
 27min 29min

Exam Results



3. How many students scored 70% or more?

- 75 85
 80 90

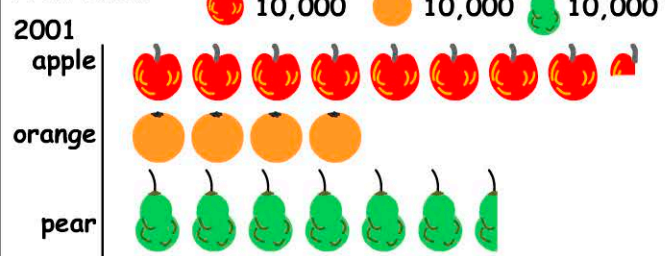
4. What percentage of students scored a mark of 50% or less?

% of students scored 50% or less.

5. What is the average score (to one decimal place)?

% is the average.

Fruit sales



8. How many apples were sold in 2001?

- 80,000 85,000
 82,500 8,250

9. The selling price for oranges was £34 per 100. How much were the oranges sold for? £

10. Oranges 10% of total sales. Total sales = £