


1




2




3




4




5




6



7




8



9



10



Ideas: Cut out the pictures. \*\*Use them as flash cards with the child. \*\*Mix them up then rearrange them in the correct order.