


My Fruit Salad













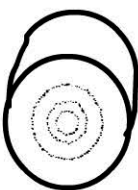
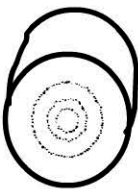
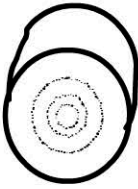
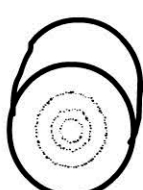
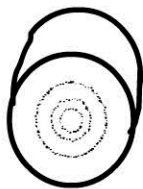
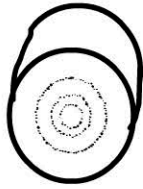



Name: _____

Paste some fruit pictures on the bowl to make your own fruit salad.



My Fruit Salad

- 1) Colour the pieces of fruit.
- 2) Cut them out.
- 3) Paste them onto the bowl to make your own fruit salad.



My Fruit Salad

Name: _____



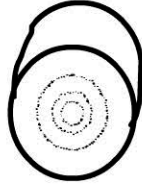
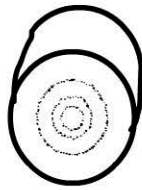
strawberries



raspberries





blueberries



banana

slices





orange

slices



apple

slices



grapes



watermelon