




Cartooning Activity

Jumping Spiders



Constructing a comic book cartoon



Cartoons tell a story through pictures.

They are read from left to right and are usually have an element of surprise which is funny.

Animal characters often take on human qualities. (The cat in the window is acting like a naughty child, playing cheeky tricks on her friends.)



Develop your characters:

Observe some spiders and find human characteristics in their expressions. Do they look funny, happy, sad or cranky?

Draw some spider characters and exaggerate their features. For example, make their eyes bigger, give them clothes or a funny hairstyle.



Develop your scenario:

Your spider character needs to do things that humans do. They could be cheeky tricksters. They could be energetic and sporty. They could even be frightened of the dark!



Develop your storyline:


Think of an action you character will take. Explore the possible consequences of that action. Look for the funniest, most unexpected result.



Draw your cartoon:

Break your story into a logical sequence. Draw each part of your story in boxes from left to right.

Jumping spiders have large eyes that give them an animated expression.



Test your cartooning skills on these little guys!

